

# Summary of Final Results
















## Canadian Biathlon Championships

### 20 March 2016

Myriam Bédard Centre, Valcartier, QC

Time of Last Finish: 13:21 hrs

## Mixed Sr Boys and Sr Girls - 3 x 4.5 km Relay

| Rank     | Bib       | Name                        | Team   | Shooting |   |   | Leg Time | Leg Rank | Leg Behind | Team Final     | Team Rank | Team Behind | Notes     | Pts       |
|----------|-----------|-----------------------------|--|----------|---|---|----------|----------|------------|----------------|-----------|-------------|-----------|-----------|
|          |           |                             |  | P        | S | I |          |          |            |                |           |             |           |           |
| <b>1</b> | <b>8</b>  | <b>AB Sr Boys / Girls</b>   |  | 1        | 0 | 1 |          |          |            | <b>47:59.3</b> |           |             |           | <b>60</b> |
|          | 8-1       | GILLILAND, Rory             | AB    | 0        | 0 | 0 | 15:35.7  | 4        | +35.5      | 15:35.7        | 4         | +35.5       |           |           |
|          | 8-2       | PARADIS, Pascale            | AB    | 0        | 0 | 0 | 17:14.1  | 1        | 0.0        | 32:49.8        | 1         | 0.0         |           |           |
|          | 8-3       | HULSMAN, Thomas             | AB    | 1        | 0 | 1 | 15:09.5  | 2        | +10.1      | 47:59.3        | 1         | 0.0         |           |           |
| <b>2</b> | <b>18</b> | <b>QC Sr Boys / Girls</b>   |  | 0        | 3 | 3 |          |          |            | <b>48:53.7</b> |           |             |           | <b>54</b> |
|          | 18-1      | MERCIER, Emmanuel           | QC    | 0        | 0 | 0 | 15:00.2  | 1        | 0.0        | 15:00.2        | 1         | 0.0         |           |           |
|          | 18-2      | PERUSSE, Frederique Karia   | QC    | 0        | 3 | 3 | 18:54.1  | 6        | +1:40.0    | 33:54.3        | 3         | +1:04.5     |           |           |
|          | 18-3      | GRANDBOIS, Leo              | QC    | 0        | 0 | 0 | 14:59.4  | 1        | 0.0        | 48:53.7        | 2         | +54.4       |           |           |
| <b>3</b> | <b>3</b>  | <b>AB Sr Boys / Girls</b>   |  | 0        | 1 | 1 |          |          |            | <b>49:57.5</b> |           |             |           | <b>48</b> |
|          | 3-1       | PADGHAM, Eric               | AB  | 0        | 0 | 0 | 15:15.6  | 2        | +15.4      | 15:15.6        | 2         | +15.4       |           |           |
|          | 3-2       | HOILETT, Claire             | AB  | 0        | 0 | 0 | 18:06.8  | 3        | +52.7      | 33:22.4        | 2         | +32.6       |           |           |
|          | 3-3       | GOBEIL, Jerome              | AB  | 0        | 1 | 1 | 16:35.1  | 6        | +1:35.7    | 49:57.5        | 3         | +1:58.2     |           |           |
|          |           |                             |  |          |   |   |          |          |            |                |           |             | Reprimand |           |
| <b>4</b> | <b>21</b> | <b>AB Sr Boys / Girls</b>   |  | 0        | 6 | 6 |          |          |            | <b>51:47.8</b> |           |             |           | <b>43</b> |
|          | 21-1      | BORGLUM, Haldan             | AB  | 0        | 3 | 3 | 17:13.0  | 10       | +2:12.8    | 17:13.0        | 10        | +2:12.8     |           |           |
|          | 21-2      | SHERRINGTON, Jenna          | AB  | 0        | 0 | 0 | 17:25.9  | 2        | +11.8      | 34:38.9        | 4         | +1:49.1     |           |           |
|          | 21-3      | ALTWASSER, Nicholas         | AB  | 0        | 3 | 3 | 17:08.9  | 9        | +2:09.5    | 51:47.8        | 4         | +3:48.5     |           |           |
| <b>5</b> | <b>15</b> | <b>QC Sr Boys / Girls 1</b> |  | 0        | 3 | 3 |          |          |            | <b>52:55.9</b> |           |             |           | <b>40</b> |
|          | 15-1      | DUMAS, Olivier              | QC  | 0        | 3 | 3 | 17:47.9  | 12       | +2:47.7    | 17:47.9        | 12        | +2:47.7     |           |           |
|          | 15-2      | VEINOTTE, Piaper            | QC  | 0        | 0 | 0 | 18:52.2  | 5        | +1:38.1    | 36:40.1        | 6         | +3:50.3     |           |           |
|          | 15-3      | HOLDER, Oliver              | QC  | 0        | 0 | 0 | 16:15.8  | 4        | +1:16.4    | 52:55.9        | 5         | +4:56.6     |           |           |

fqb.quebec





# Summary of Final Results




## Canadian Biathlon Championships

### 20 March 2016



Myriam Bédard Centre, Valcartier, QC

Time of Last Finish: 13:21 hrs


**12 23 AB Sr Boys / Girls**      5 4 9      **56:36.6**      29

|      |                 |    |   |   |   |   |         |    |         |         |    |         |
|------|-----------------|----|---|---|---|---|---------|----|---------|---------|----|---------|
| 23-1 | HARROP, Sean    | AB |  | 2 | 1 | 3 | 17:12.7 | 9  | +2:12.5 | 17:12.7 | 9  | +2:12.5 |
| 23-2 | DEUCHAR, Ashley | AB |  | 0 | 2 | 2 | 20:35.5 | 12 | +3:21.4 | 37:48.2 | 10 | +4:58.4 |
| 23-3 | KELLY, Kieran   | AB |  | 3 | 1 | 4 | 18:48.4 | 15 | +3:49.0 | 56:36.6 | 12 | +8:37.3 |




**- 20 Mixed 2 - Sr Boys / Girls <Unofficial>**      3 4 7      **57:18.8**

|      |                |    |   |   |   |   |         |    |         |         |    |         |
|------|----------------|----|---|---|---|---|---------|----|---------|---------|----|---------|
| 20-1 | DOWN, Brett    | SK |  | 1 | 2 | 3 | 18:12.4 | 14 | +3:12.2 | 18:12.4 | 14 | +3:12.2 |
| 20-2 | STROCEN, Sonya | MB |  | 2 | 2 | 4 | 22:12.0 | 18 | +4:57.9 | 40:24.4 | 16 | +7:34.6 |



Reprimand

|      |              |    |   |   |   |   |         |   |         |         |    |         |
|------|--------------|----|---|---|---|---|---------|---|---------|---------|----|---------|
| 20-3 | BARGEN, Aron | SK |  | 0 | 0 | 0 | 16:54.4 | 8 | +1:55.0 | 57:18.8 | 13 | +9:19.5 |
|------|--------------|----|---|---|---|---|---------|---|---------|---------|----|---------|




**13 24 MB Sr Boys / Girls**      5 2 7      **58:52.6**      28

|      |                 |    |   |   |   |   |         |    |         |         |    |          |
|------|-----------------|----|---|---|---|---|---------|----|---------|---------|----|----------|
| 24-1 | PELLETIER, Liam | MB |  | 1 | 2 | 3 | 19:36.3 | 19 | +4:36.1 | 19:36.3 | 19 | +4:36.1  |
| 24-2 | DEAN, Kaylee    | MB |  | 3 | 0 | 3 | 21:14.9 | 15 | +4:00.8 | 40:51.2 | 19 | +8:01.4  |
| 24-3 | MITCHELL, Ian   | MB |  | 1 | 0 | 1 | 18:01.4 | 11 | +3:02.0 | 58:52.6 | 15 | +10:53.3 |




**14 2 AB Sr Boys / Girls**      0 1 1      **58:59.1**      27

|     |                  |    |   |   |   |   |         |    |          |         |    |          |
|-----|------------------|----|---|---|---|---|---------|----|----------|---------|----|----------|
| 2-2 | KLOTZ, Annika    | AB |  | 0 | 0 | 0 | 37:45.6 | 25 | +20:31.5 | 37:45.6 | 9  | +4:55.8  |
| 2-3 | LINKLATER, Fiona | AB |  | 0 | 1 | 1 | 21:13.5 | 24 | +6:14.1  | 58:59.1 | 16 | +10:59.8 |

**15 13 QC Sr Boys / Girls**      1 3 4      **59:36.9**      26

|      |                   |    |   |   |   |   |         |    |         |         |    |          |
|------|-------------------|----|---|---|---|---|---------|----|---------|---------|----|----------|
| 13-1 | RUSNAK, Thomas    | QC |  | 0 | 2 | 2 | 20:16.1 | 20 | +5:15.9 | 20:16.1 | 20 | +5:15.9  |
| 13-2 | MARQUIS, Marianne | QC |  | 0 | 1 | 1 | 20:55.1 | 13 | +3:41.0 | 41:11.2 | 20 | +8:21.4  |
| 13-3 | PÉRINET, Xavier   | QC |  | 1 | 0 | 1 | 18:25.7 | 14 | +3:26.3 | 59:36.9 | 18 | +11:37.6 |

**16 5 BC Sr Boys / Girls 2**      7 2 9      **1:00:38.0**      25

|     |               |    |   |   |   |   |         |    |         |         |    |          |
|-----|---------------|----|---|---|---|---|---------|----|---------|---------|----|----------|
| 5-1 | SECU, Andrei  | BC |  | 0 | 0 | 0 | 17:36.9 | 11 | +2:36.7 | 17:36.9 | 11 | +2:36.7  |
| 5-2 | KAWANO, Kaede | BC |  | 2 | 2 | 4 | 21:49.4 | 17 | +4:35.3 | 39:26.3 | 13 | +6:36.5  |
| 5-3 | HAY, Colton   | BC |  | 5 | 0 | 5 | 19:11.7 | 18 | +4:12.3 | 58:38.0 | 14 | +10:38.7 |

Penalties:  
0:02:00  
5.5a –  
penalty loop  
not done – 2  
min

fqb.quebec




















# Summary of Final Results

## Canadian Biathlon Championships

### 20 March 2016

Myriam Bédard Centre, Valcartier, QC

Time of Last Finish: 13:21 hrs

|           |                                |    |   |   |   |    |         |    |         |           |    |          |                  |           |
|-----------|--------------------------------|----|---|---|---|----|---------|----|---------|-----------|----|----------|------------------|-----------|
| -         | <b>4 Mixed Sr Boys / Girls</b> |    |   | 1 | 6 | 7  |         |    |         |           |    |          | <b>1:01:40.1</b> |           |
|           | <b>&lt;Unofficial&gt;</b>      |    |   |   |   |    |         |    |         |           |    |          |                  |           |
| 4-1       | VIKERI, Mathew                 | ON |    | 1 | 2 | 3  | 20:26.7 | 21 | +5:26.5 | 20:26.7   | 21 | +5:26.5  |                  |           |
| 4-2       | LOHNES, Abigael                | ON |    | 0 | 3 | 3  | 22:52.8 | 19 | +5:38.7 | 43:19.5   | 22 | +10:29.7 |                  |           |
| 4-3       | HAWES, Liam                    | SK |    | 0 | 1 | 1  | 18:20.6 | 13 | +3:21.2 | 1:01:40.1 | 20 | +13:40.8 |                  |           |
| <b>17</b> | <b>10 QC Sr Boys / Girls 2</b> |    |   | 5 | 4 | 9  |         |    |         |           |    |          | <b>1:02:40.9</b> | <b>24</b> |
| 10-1      | RUSSELL, Jordan                | QC |    | 1 | 3 | 4  | 18:58.4 | 16 | +3:58.2 | 18:58.4   | 16 | +3:58.2  |                  |           |
| 10-2      | EMOND, Adrianna                | QC |    | 2 | 1 | 3  | 21:39.9 | 16 | +4:25.8 | 40:38.3   | 18 | +7:48.5  |                  |           |
| 10-3      | SANCHEZ, Alanzo                | QC |    | 2 | 0 | 2  | 20:02.6 | 19 | +5:03.2 | 1:00:40.9 | 19 | +12:41.6 | Penalties:       |           |
|           |                                |    |   |   |   |    |         |    |         |           |    |          | 0:02:00          |           |
|           |                                |    |   |   |   |    |         |    |         |           |    |          | Annex 3 -        |           |
|           |                                |    |   |   |   |    |         |    |         |           |    |          | 2.2.1 - Bolt     |           |
|           |                                |    |   |   |   |    |         |    |         |           |    |          | closed           |           |
| <b>18</b> | <b>11 ON Boys / Girls</b>      |    |   | 8 | 3 | 11 |         |    |         |           |    |          | <b>1:02:53.6</b> | <b>23</b> |
| 11-1      | TULLIO, Aiden                  | ON |    | 3 | 0 | 3  | 19:27.0 | 18 | +4:26.8 | 19:27.0   | 18 | +4:26.8  |                  |           |
| 11-2      | CZERNY, Sofia                  | ON |   | 4 | 2 | 6  | 24:33.5 | 24 | +7:19.4 | 44:00.5   | 23 | +11:10.7 |                  |           |
| 11-3      | KNOWLES, Wyatt                 | ON |  | 1 | 1 | 2  | 18:53.1 | 16 | +3:53.7 | 1:02:53.6 | 21 | +14:54.3 |                  |           |
| <b>19</b> | <b>19 NB Sr Boys / Girls</b>   |    |   | 3 | 4 | 7  |         |    |         |           |    |          | <b>1:03:39.3</b> | <b>22</b> |
| 19-1      | COTE, Felix                    | NB |  | 0 | 3 | 3  | 21:50.1 | 22 | +6:49.9 | 21:50.1   | 22 | +6:49.9  |                  |           |
| 19-2      | MARTIN, Lauren                 | NB |  | 1 | 0 | 1  | 23:08.0 | 21 | +5:53.9 | 44:58.1   | 24 | +12:08.3 | Adjustments:     |           |
|           |                                |    |   |   |   |    |         |    |         |           |    |          | 18 secs          |           |
|           |                                |    |   |   |   |    |         |    |         |           |    |          | Rifle rack       |           |
| 19-3      | NILES, Collin                  | NB |  | 2 | 1 | 3  | 18:59.2 | 17 | +3:59.8 | 1:03:57.3 | 23 | +15:58.0 |                  |           |
| <b>20</b> | <b>9 ON Boys / Girls</b>       |    |   | 5 | 2 | 7  |         |    |         |           |    |          | <b>1:03:44.6</b> | <b>21</b> |
| 9-1       | TARNOPOLSKY, Milla             | ON |  | 2 | 1 | 3  | 22:48.0 | 23 | +7:47.8 | 22:48.0   | 23 | +7:47.8  |                  |           |
| 9-2       | LOHNES, Braden                 | ON |  | 3 | 0 | 3  | 19:58.0 | 9  | +2:43.9 | 42:46.0   | 21 | +9:56.2  |                  |           |
| 9-3       | VARIEUR, Natasia               | ON |  | 0 | 1 | 1  | 20:58.6 | 21 | +5:59.2 | 1:03:44.6 | 22 | +15:45.3 |                  |           |
| -         | <b>22 Mixed Boys / Girls</b>   |    |   | 0 | 5 | 5  |         |    |         |           |    |          | <b>1:04:19.1</b> |           |
|           | <b>&lt;Unofficial&gt;</b>      |    |   |   |   |    |         |    |         |           |    |          |                  |           |
| 22-1      | DRAPER, Jake                   | Yk |  | 0 | 0 | 0  | 16:41.5 | 6  | +1:41.3 | 16:41.5   | 6  | +1:41.3  |                  |           |
| 22-2      | DAVIDSON, Emily                | MB |  | 0 | 3 | 3  | 23:44.2 | 22 | +6:30.1 | 40:25.7   | 17 | +7:35.9  |                  |           |

fqb.quebec










# Summary of Final Results

## Canadian Biathlon Championships









### 20 March 2016

Myriam Bédard Centre, Valcartier, QC

Time of Last Finish: 13:21 hrs

|           |                               |    |  |          |          |           |         |    |                  |           |    |          |   |
|-----------|-------------------------------|----|--|----------|----------|-----------|---------|----|------------------|-----------|----|----------|---|
|           | 22-3 SPICER, Andrew           | NB |   | 0        | 2        | 2         | 23:53.4 | 25 | +8:54.0          | 1:04:19.1 | 24 | +16:19.8 |   |
| <b>21</b> | <b>14 AB Sr Boys / Girls</b>  |    |  | <b>4</b> | <b>5</b> | <b>9</b>  |         |    | <b>1:05:11.8</b> |           |    |          | <b>20</b>   |
|           | 14-1 MCLEAN, Sean             | AB |   | 1        | 3        | 4         | 19:14.8 | 17 | +4:14.6          | 19:14.8   | 17 | +4:14.6  |   |
|           | 14-2 ORVIG, Megan             | AB |   | 2        | 0        | 2         | 18:48.9 | 4  | +1:34.8          | 38:03.7   | 11 | +5:13.9  | Penalties:<br>0:06:00<br>5.5c – round<br>not fired – 2<br>min |
|           | 14-3 MIREJOVSKY, Anne         | AB |   | 1        | 2        | 3         | 21:08.1 | 22 | +6:08.7          | 59:11.8   | 17 | +11:12.5 |   |
| <b>22</b> | <b>7 QC Sr Boys / Girls 2</b> |    |  | <b>6</b> | <b>5</b> | <b>11</b> |         |    | <b>1:06:51.6</b> |           |    |          | <b>19</b>   |
|           | 7-1 LECLERC, Éric             | QC |   | 4        | 3        | 7         | 24:48.2 | 24 | +9:48.0          | 24:48.2   | 24 | +9:48.0  |   |
|           | 7-2 DÉSAULNIERS, Alice        | QC |   | 0        | 0        | 0         | 20:59.1 | 14 | +3:45.0          | 45:47.3   | 25 | +12:57.5 | Adjustments:<br>7 secs<br>target was<br>not reset             |
|           | 7-3 LECLERC, Theo             | QC |  | 2        | 2        | 4         | 21:11.3 | 23 | +6:11.9          | 1:06:58.6 | 25 | +18:59.3 |   |

## Mixed Masters - 3 x 4.5 km Relay

| Rank     | Bib       | Name                | Team | Shooting  |          |           | Leg  | Leg     | Leg    | Team             | Team      | Team   | Notes   | Pts       |
|----------|-----------|---------------------|------|---|----------|-----------|------|---------|--------|------------------|-----------|--------|---------|-----------|
|          |           |                     |      | P   | S        | I         | Time | Rank    | Behind | Final            | Rank      | Behind |         |           |
| <b>1</b> | <b>30</b> | <b>AB Masters</b>   |      | <b>3</b>  | <b>7</b> | <b>10</b> |      |         |        | <b>1:05:40.1</b> |           |        |         | <b>60</b> |
|          | 30-1      | KLOTZ, Farley       | AB   |  | 0        | 2         | 2    | 19:36.0 | 2      | +9.0             | 19:36.0   | 2      | +9.0    |           |
|          | 30-2      | HALL, Deborah       | AB   |  | 3        | 1         | 4    | 23:53.1 | 1      | 0.0              | 43:29.1   | 1      | 0.0     |           |
|          | 30-3      | BORGLUM, Brian      | AB   |  | 0        | 4         | 4    | 22:11.0 | 2      | +19.7            | 1:05:40.1 | 1      | 0.0     |           |
| <b>2</b> | <b>29</b> | <b>QC Masters</b>   |      | <b>5</b>  | <b>4</b> | <b>9</b>  |      |         |        | <b>1:07:22.9</b> |           |        |         | <b>54</b> |
|          | 29-1      | THIVIERGE, François | QC   |  | 0        | 2         | 2    | 19:27.0 | 1      | 0.0              | 19:27.0   | 1      | 0.0     |           |
|          | 29-2      | LE GUELLEC, Lise    | QC   |  | 2        | 2         | 4    | 25:38.6 | 3      | +1:45.5          | 45:05.6   | 3      | +1:36.5 |           |
|          | 29-3      | BÉDARD, Jean        | QC   |  | 3        | 0         | 3    | 22:17.3 | 3      | +26.0            | 1:07:22.9 | 2      | +1:42.8 |           |
| <b>3</b> | <b>28</b> | <b>NB Masters</b>   |      | <b>3</b>  | <b>7</b> | <b>10</b> |      |         |        | <b>1:13:25.0</b> |           |        |         | <b>48</b> |
|          | 28-1      | KETTERLING, Jim     | NB   |  | 0        | 3         | 3    | 22:53.8 | 4      | +3:26.8          | 22:53.8   | 4      | +3:26.8 |           |
|          | 28-2      | BERUBE, Dolores     | NB   |  | 3        | 3         | 6    | 26:39.9 | 5      | +2:46.8          | 49:33.7   | 4      | +6:04.6 |           |

fqb.quebec








# Summary of Final Results

## Canadian Biathlon Championships

### 20 March 2016

Myriam Bédard Centre, Valcartier, QC

Time of Last Finish: 13:21 hrs

|          |                       |    |   |   |   |   |         |   |          |                  |   |          |   |
|----------|-----------------------|----|---|---|---|---|---------|---|----------|------------------|---|----------|---|
| 28-3     | LEBLANC,<br>Eugene    | NB |  | 0 | 1 | 1 | 21:51.3 | 1 | 0.0      | 1:11:25.0        | 3 | +5:44.9  | Penalties:<br>0:02:00<br>5.5c – round<br>not fired – 2<br>min |
| <b>4</b> | <b>26 ON Masters</b>  |    |   | 1 | 6 | 7 |         |   |          | <b>1:19:33.5</b> |   |          | <b>43</b>   |
| 26-1     | MCAVOY, James         | ON |  | 0 | 0 | 0 | 19:51.8 | 3 | +24.8    | 19:51.8          | 3 | +24.8    |   |
| 26-2     | RACETTE,<br>Mathieu   | ON |  | 0 | 2 | 2 | 24:17.3 | 2 | +24.2    | 44:09.1          | 2 | +40.0    |   |
| 26-3     | LAPIERRE, Lina        | ON |  | 1 | 4 | 5 | 35:24.4 | 5 | +13:33.1 | 1:19:33.5        | 4 | +13:53.4 |   |
| <b>5</b> | <b>27 NB Masters</b>  |    |   | 2 | 7 | 9 |         |   |          | <b>1:20:53.5</b> |   |          | <b>40</b>   |
| 27-1     | HEPPELL, Ronald       | NB |  | 1 | 1 | 2 | 26:26.1 | 5 | +6:59.1  | 26:26.1          | 5 | +6:59.1  |   |
| 27-2     | MALTAIS,<br>Claudette | NB |  | 0 | 3 | 3 | 26:15.8 | 4 | +2:22.7  | 52:41.9          | 5 | +9:12.8  |   |
| 27-3     | LEBLANC, Anne B       | NB |  | 1 | 3 | 4 | 28:11.6 | 4 | +6:20.3  | 1:20:53.5        | 5 | +15:13.4 |   |

fqb.quebec



FQB