



# Summary of Final Results

## Canadian Biathlon Championships

### 19 March 2016

Myriam Bédard Centre, Valcartier, QC

Time of Last Finish: 14:19 hrs

### Youth Women - 10 km Individual

| Rank | Bib | Name                                | Team | Ski     |  | Shooting |   |   |   |    | Final Time     | Behind   | %      | Pts | Notes |
|------|-----|-------------------------------------|------|---------|--|----------|---|---|---|----|----------------|----------|--------|-----|-------|
|      |     |                                     |      | Time    |  | P        | S | P | S | I  |                |          |        |     |       |
| 1    | 114 | <b>BANKES ,<br/>Megan</b>           | AB   | 32:05.4 |  | 2        | 1 | 1 | 2 | 6  | <b>36:35.4</b> | 0.0      | 101.6% | 60  |       |
| 2    | 121 | <b>DICKSON, Emily</b>               | BC   | 34:52.4 |  | 1        | 0 | 0 | 2 | 3  | <b>37:07.4</b> | +32.0    | 100.1% | 54  |       |
| 3    | 118 | <b>POISSON-GRÉG<br/>OIRE, Sarah</b> | QC   | 36:15.9 |  | 1        | 0 | 1 | 0 | 2  | <b>37:45.9</b> | +1:10.5  | 98.4%  | 48  |       |
| 4    | 111 | <b>MOSER, Nadia</b>                 | Yk   | 34:21.4 |  | 3        | 1 | 0 | 2 | 6  | <b>38:51.4</b> | +2:16.0  | 95.6%  | 43  |       |
| 5    | 116 | <b>SEPANDJ,<br/>Darya</b>           | AB   | 35:11.0 |  | 2        | 2 | 0 | 1 | 5  | <b>38:56.0</b> | +2:20.6  | 95.4%  | 40  |       |
| 6    | 126 | <b>PETERS, Maria</b>                | Yk   | 38:59.5 |  | 0        | 1 | 0 | 1 | 2  | <b>40:29.5</b> | +3:54.1  | 91.8%  | 38  |       |
| 7    | 119 | <b>LEIGHTON,<br/>Jordyn</b>         | ON   | 38:02.4 |  | 1        | 1 | 1 | 3 | 6  | <b>42:32.4</b> | +5:57.0  | 87.4%  | 36  |       |
| 8    | 124 | <b>KOVACHIK,<br/>Amelia</b>         | AB   | 40:33.7 |  | 0        | 0 | 1 | 2 | 3  | <b>42:48.7</b> | +6:13.3  | 86.8%  | 34  |       |
| 9    | 125 | <b>TURNER,<br/>Mackenzie</b>        | ON   | 38:52.2 |  | 1        | 1 | 4 | 1 | 7  | <b>44:07.2</b> | +7:31.8  | 84.2%  | 32  |       |
| 10   | 120 | <b>BARGEN, Chloe</b>                | SK   | 42:59.9 |  | 0        | 1 | 1 | 1 | 3  | <b>45:14.9</b> | +8:39.5  | 82.1%  | 31  |       |
| 11   | 113 | <b>BANSER,<br/>Tekarra</b>          | BC   | 38:08.7 |  | 2        | 4 | 1 | 3 | 10 | <b>45:38.7</b> | +9:03.3  | 81.4%  | 30  |       |
| 12   | 122 | <b>GILLETT,<br/>Katrine</b>         | AB   | 37:45.8 |  | 4        | 2 | 3 | 2 | 11 | <b>46:00.8</b> | +9:25.4  | 80.8%  | 29  |       |
| 13   | 117 | <b>JUCE, Eveline</b>                | MB   | 41:41.7 |  | 2        | 1 | 2 | 1 | 6  | <b>46:11.7</b> | +9:36.3  | 80.4%  | 28  |       |
| 14   | 123 | <b>GAGNÉ,<br/>Vanessa</b>           | QC   | 41:40.3 |  | 2        | 4 | 0 | 4 | 10 | <b>49:10.3</b> | +12:34.9 | 75.6%  | 27  |       |
| 15   | 115 | <b>STADNYK,<br/>Hanne</b>           | SK   | 40:04.1 |  | 3        | 3 | 3 | 4 | 13 | <b>49:49.1</b> | +13:13.7 | 74.6%  | 26  |       |

### Masters Men - 10 km Individual

| Rank | Bib | Name                           | Team | Ski     |  | Shooting |   |   |   |   | Final Time     | Behind  | %      | Pts | Notes |
|------|-----|--------------------------------|------|---------|--|----------|---|---|---|---|----------------|---------|--------|-----|-------|
|      |     |                                |      | Time    |  | P        | S | P | S | I |                |         |        |     |       |
| 1    | 133 | <b>THIVIERGE,<br/>François</b> | QC   | 35:52.1 |  | 1        | 2 | 0 | 3 | 6 | <b>40:22.1</b> | 0.0     | 108.6% | 60  |       |
| 2    | 129 | <b>ELDEN, Chris</b>            | BC   | 39:06.9 |  | 2        | 2 | 1 | 3 | 8 | <b>45:06.9</b> | +4:44.8 | 97.2%  | 54  |       |

fqb.quebec





# Summary of Final Results

## Canadian Biathlon Championships

### 19 March 2016

Myriam Bédard Centre, Valcartier, QC

Time of Last Finish: 14:19 hrs

|    |     |                            |    |  |         |            |                |          |       |    |
|----|-----|----------------------------|----|--|---------|------------|----------------|----------|-------|----|
| 3  | 128 | <b>KLOTZ, Farley</b>       | AB |  | 37:01.3 | 4 2 3 3 12 | <b>46:01.3</b> | +5:39.2  | 95.2% | 48 |
| 4  | 139 | <b>BORGLUM, Brian</b>      | AB |  | 40:27.9 | 2 2 3 4 11 | <b>48:42.9</b> | +8:20.8  | 90%   | 43 |
| 5  | 136 | <b>DUFLON, Pierre</b>      | BC |  | 45:03.4 | 2 1 0 2 5  | <b>48:48.4</b> | +8:26.3  | 89.8% | 40 |
| 6  | 138 | <b>LEBLANC, Eugene</b>     | NB |  | 43:36.5 | 2 3 0 3 8  | <b>49:36.5</b> | +9:14.4  | 88.4% | 38 |
| 7  | 130 | <b>MCAVOY, James</b>       | ON |  | 42:58.0 | 1 3 2 3 9  | <b>49:43.0</b> | +9:20.9  | 88.2% | 36 |
| 8  | 132 | <b>BLANCHETT, Richard</b>  | BC |  | 45:37.6 | 1 1 2 3 7  | <b>50:52.6</b> | +10:30.5 | 86.2% | 34 |
| 9  | 135 | <b>RACETTE, Mathieu</b>    | ON |  | 44:42.6 | 1 4 1 4 10 | <b>52:12.6</b> | +11:50.5 | 84%   | 32 |
| 10 | 134 | <b>KETTERLING, Jim</b>     | NB |  | 45:35.9 | 2 4 1 2 9  | <b>52:20.9</b> | +11:58.8 | 83.7% | 31 |
| 11 | 137 | <b>LECLERC, Éric</b>       | QC |  | 43:23.5 | 3 4 4 4 15 | <b>54:38.5</b> | +14:16.4 | 80.2% | 30 |
| 12 | 127 | <b>HEPPELL, Ronald</b>     | NB |  | 48:52.9 | 4 2 0 3 9  | <b>55:37.9</b> | +15:15.8 | 78.8% | 29 |
| 13 | 131 | <b>BOISSONNAULT, Andre</b> | NB |  | 50:14.7 | 4 2 2 1 9  | <b>56:59.7</b> | +16:37.6 | 76.9% | 28 |

## Masters Women - 7.5 km Individual

| Rank | Bib | Name                      | Team | Ski  |          |   |   |   | Shooting |    |                  |          |        | Final Time | Behind | % | Pts | Notes |
|------|-----|---------------------------|------|------|----------|---|---|---|----------|----|------------------|----------|--------|------------|--------|---|-----|-------|
|      |     |                           |      | Time | P        | S | P | S | I        | P  | S                | P        | S      |            |        |   |     |       |
| 1    | 140 | <b>HALL, Deborah</b>      | AB   |      | 35:39.3  | 1 | 4 | 1 | 3        | 9  | <b>42:24.3</b>   | 0.0      | 105.1% | 60         |        |   |     |       |
| 2    | 146 | <b>BERUBE, Dolores</b>    | NB   |      | 37:22.1  | 1 | 2 | 3 | 5        | 11 | <b>45:37.1</b>   | +3:12.8  | 97.7%  | 54         |        |   |     |       |
| 3    | 145 | <b>LE GUELLEC, Lise</b>   | QC   |      | 36:37.2  | 3 | 4 | 1 | 4        | 12 | <b>45:37.2</b>   | +3:12.9  | 97.6%  | 48         |        |   |     |       |
| 4    | 147 | <b>LEBLANC, Anne B</b>    | NB   |      | 41:06.2  | 1 | 4 | 2 | 3        | 10 | <b>48:36.2</b>   | +6:11.9  | 91.7%  | 43         |        |   |     |       |
| 5    | 144 | <b>MALTAIS, Claudette</b> | NB   |      | 41:19.4  | 3 | 3 | 3 | 4        | 13 | <b>51:04.4</b>   | +8:40.1  | 87.2%  | 40         |        |   |     |       |
| 6    | 141 | <b>LAPIERRE, Lina</b>     | ON   |      | 49:02.9  | 3 | 4 | 1 | 4        | 12 | <b>58:02.9</b>   | +15:38.6 | 76.7%  | 38         |        |   |     |       |
| 7    | 143 | <b>JONES, Alexandra</b>   | NB   |      | 1:02:10. | 1 | 3 | 2 | 1        | 7  | <b>1:07:25.7</b> | +25:01.4 | 66.1%  | 36         |        |   |     |       |



fqb.quebec






# Summary of Final Results

## Canadian Biathlon Championships




















### 19 March 2016

Myriam Bédard Centre, Valcartier, QC

Time of Last Finish: 14:19 hrs

DNS 142 **LANDRY,** NB   
**Natalie**

## Sr Girls - 7.5 km Individual

| Rank | Bib | Name                                       | Team   | Ski     |  | Shooting |   |   |   |    | Final Time     | Behind  | %      | Pts | Notes |
|------|-----|--|--|---------|--|----------|---|---|---|----|----------------|---------|--------|-----|-------|
|      |     |  |  | Time    |  | P        | S | P | S | I  |                |         |        |     |       |
| 1    | 158 | <b>CAMPBELL,</b><br><b>Callie</b>          | PEI   | 32:33.3 |  | 2        | 0 | 1 | 0 | 3  | <b>34:48.3</b> | 0.0     | 101.2% | 60  |       |
| 2    | 183 | <b>SELLERS, Anna</b>                       | AB    | 29:45.9 |  | 2        | 0 | 2 | 3 | 7  | <b>35:00.9</b> | +12.6   | 100.6% | 54  |       |
| 3    | 154 | <b>VEINOTTE,</b><br><b>Piaper</b>          | QC    | 30:34.4 |  | 1        | 1 | 2 | 3 | 7  | <b>35:49.4</b> | +1:01.1 | 98.3%  | 48  |       |
| 4    | 166 | <b>PARADIS,</b><br><b>Pascale</b>          | AB    | 29:14.1 |  | 3        | 1 | 2 | 3 | 9  | <b>35:59.1</b> | +1:10.8 | 97.9%  | 43  |       |
| 5    | 156 | <b>SHERRINGTON,</b><br><b>Jenna</b>        | AB    | 29:36.8 |  | 0        | 5 | 1 | 3 | 9  | <b>36:21.8</b> | +1:33.5 | 96.8%  | 40  |       |
| 6    | 163 | <b>KURTA, Annie</b>                        | BC    | 32:51.1 |  | 1        | 1 | 2 | 1 | 5  | <b>36:36.1</b> | +1:47.8 | 96.2%  | 38  |       |
| 7    | 157 | <b>PERUSSE,</b><br><b>Frederique Karia</b> | QC    | 30:18.3 |  | 1        | 2 | 2 | 4 | 9  | <b>37:03.3</b> | +2:15.0 | 95%    | 36  |       |
| 8    | 152 | <b>EMOND,</b><br><b>Adrianna</b>           | QC  | 32:57.0 |  | 0        | 3 | 1 | 2 | 6  | <b>37:27.0</b> | +2:38.7 | 94%    | 34  |       |
| 9    | 176 | <b>KLOTZ, Annika</b>                       | AB  | 31:38.2 |  | 4        | 1 | 1 | 2 | 8  | <b>37:38.2</b> | +2:49.9 | 93.6%  | 32  |       |
| 10   | 182 | <b>TILLEY, Tatiana</b>                     | AB  | 32:43.8 |  | 1        | 3 | 1 | 2 | 7  | <b>37:58.8</b> | +3:10.5 | 92.7%  | 31  |       |
| 11   | 160 | <b>HOILETT, Claire</b>                     | AB  | 31:29.3 |  | 2        | 2 | 1 | 4 | 9  | <b>38:14.3</b> | +3:26.0 | 92.1%  | 30  |       |
| 12   | 178 | <b>SKELTON,</b><br><b>Hannah</b>           | ON  | 33:19.2 |  | 1        | 3 | 0 | 3 | 7  | <b>38:34.2</b> | +3:45.9 | 91.3%  | 29  |       |
| 13   | 174 | <b>MARQUIS,</b><br><b>Marianne</b>         | QC  | 33:21.5 |  | 2        | 2 | 2 | 1 | 7  | <b>38:36.5</b> | +3:48.2 | 91.2%  | 28  |       |
| 14   | 151 | <b>DEAN, Kaylee</b>                        | MB  | 33:29.5 |  | 2        | 3 | 1 | 1 | 7  | <b>38:44.5</b> | +3:56.2 | 90.9%  | 27  |       |
| 15   | 155 | <b>SAUVE, Elise</b>                        | AB  | 31:18.8 |  | 2        | 3 | 2 | 3 | 10 | <b>38:48.8</b> | +4:00.5 | 90.7%  | 26  |       |
| 16   | 167 | <b>STROCEN,</b><br><b>Sonya</b>            | MB  | 32:55.3 |  | 3        | 2 | 1 | 2 | 8  | <b>38:55.3</b> | +4:07.0 | 90.5%  | 25  |       |
| 17   | 162 | <b>DEUCHAR,</b><br><b>Ashley</b>           | AB  | 32:58.0 |  | 2        | 3 | 2 | 2 | 9  | <b>39:43.0</b> | +4:54.7 | 88.7%  | 24  |       |
| 18   | 150 | <b>ORVIG, Megan</b>                        | AB  | 31:45.4 |  | 2        | 3 | 3 | 3 | 11 | <b>40:00.4</b> | +5:12.1 | 88%    | 23  |       |
|      |     |  |     | 33:57.1 |  | 4        | 1 | 2 | 2 | 9  | <b>40:42.1</b> | +5:53.8 | 86.5%  | 22  |       |

fqb.quebec





# Summary of Final Results

## Canadian Biathlon Championships

### 19 March 2016

Myriam Bédard Centre, Valcartier, QC

Time of Last Finish: 14:19 hrs

|    |     |                           |    |  |         |   |   |   |   |    |                |          |       |    |
|----|-----|---------------------------|----|--|---------|---|---|---|---|----|----------------|----------|-------|----|
| 19 | 148 | <b>BURKE, Calista</b>     | NT |  |         |   |   |   |   |    |                |          |       |    |
| 20 | 173 | <b>MIREJOVSKY, Anne</b>   | AB |  | 32:04.6 | 3 | 3 | 3 | 3 | 12 | <b>41:04.6</b> | +6:16.3  | 85.7% | 21 |
| 21 | 181 | <b>VARIEUR, Natasia</b>   | ON |  | 36:00.8 | 1 | 4 | 1 | 2 | 8  | <b>42:00.8</b> | +7:12.5  | 83.8% | 20 |
| 22 | 170 | <b>LINKLATER, Fiona</b>   | AB |  | 35:25.1 | 2 | 3 | 2 | 2 | 9  | <b>42:10.1</b> | +7:21.8  | 83.5% | 19 |
| 23 | 172 | <b>KAWANO, Kaede</b>      | BC |  | 32:37.3 | 4 | 3 | 2 | 4 | 13 | <b>42:22.3</b> | +7:34.0  | 83.1% | 18 |
| 24 | 180 | <b>HARVEY, Genevieve</b>  | QC |  | 37:13.8 | 0 | 3 | 1 | 3 | 7  | <b>42:28.8</b> | +7:40.5  | 82.9% | 17 |
| 25 | 175 | <b>MARTIN, Lauren</b>     | NB |  | 37:20.5 | 2 | 2 | 0 | 3 | 7  | <b>42:35.5</b> | +7:47.2  | 82.7% | 16 |
| 26 | 161 | <b>GRANDBOIS, Pauline</b> | QC |  | 32:38.7 | 2 | 3 | 4 | 5 | 14 | <b>43:08.7</b> | +8:20.4  | 81.6% | 15 |
| 27 | 149 | <b>LOHNES, Abigaël</b>    | ON |  | 37:58.2 | 2 | 4 | 1 | 1 | 8  | <b>43:58.2</b> | +9:09.9  | 80.1% | 14 |
| 28 | 169 | <b>DAVIDSON, Emily</b>    | MB |  | 36:55.3 | 4 | 1 | 3 | 2 | 10 | <b>44:25.3</b> | +9:37.0  | 79.3% | 13 |
| 29 | 159 | <b>SEPTON, Emma</b>       | NB |  | 34:18.3 | 4 | 4 | 2 | 4 | 14 | <b>44:48.3</b> | +10:00.0 | 78.6% | 12 |
| 30 | 171 | <b>CZERNY, Sofia</b>      | ON |  | 34:49.1 | 4 | 4 | 2 | 4 | 14 | <b>45:19.1</b> | +10:30.8 | 77.7% | 11 |
| 31 | 179 | <b>MORCET, Anne</b>       | QC |  | 38:06.5 | 0 | 5 | 5 | 1 | 11 | <b>46:21.5</b> | +11:33.2 | 76%   | 10 |
| 32 | 177 | <b>DÉSAULNIERS, Alice</b> | QC |  | 35:53.9 | 4 | 4 | 3 | 3 | 14 | <b>46:23.9</b> | +11:35.6 | 75.9% | 9  |
| 33 | 168 | <b>ST. CROIX, Claire</b>  | NL |  | 35:57.9 | 3 | 3 | 4 | 4 | 14 | <b>46:27.9</b> | +11:39.6 | 75.8% | 8  |
| 34 | 164 | <b>TARNOPOLSKY, Milla</b> | ON |  | 35:59.2 | 3 | 4 | 3 | 4 | 14 | <b>46:29.2</b> | +11:40.9 | 75.8% | 7  |
| 35 | 153 | <b>WEIR, Makenna</b>      | SK |  | 37:56.4 | 2 | 4 | 3 | 5 | 14 | <b>48:26.4</b> | +13:38.1 | 72.7% | 6  |

fqb.quebec

