

Summary of Final Results
















Canadian Biathlon Championships

20 March 2016

Myriam Bédard Centre, Valcartier, QC

Time of Last Finish: 10:44 hrs

Mixed Open - 4.5 km Relay

Rank	Bib	Name	Team	Shooting			Leg Time	Leg Rank	Leg Behind	Team Final	Team Rank	Team Behind	Notes	Pts
				P	S	I								
- 2 NB Masters Mixed Open <Unofficial>														
DNS	2-1	SPICER, Andrew	NB 				.0		+0	.0		+0		
DNS	2-2	JONES, Alexandra	NB 				.0		+0	.0		+0		
DNS	2-3	BOISSONNAULT, Andre	NB 				.0		+0	.0		+0		
- 5 BC Masters <Unofficial>														
				0	2	2				1:02:54.3				
5-1	ELDEN, Chris	BC 	0	2	2	20:47.7	4	+2:39.9	20:47.7	4	+2:39.9			
5-2	BLANCHETT, Richard	BC 	0	0	0	21:11.3	1	0.0	41:59.0	2	+34.3			
5-3	DUFLON, Pierre	BC 	0	0	0	20:55.3	1	0.0	1:02:54.3	1	0.0			
- 4 Mixed Sr Boys / Girls <Unofficial>														
				0	1	1				1:03:42.5				
4-1	ALGRA, Ethan	BC 	0	1	1	18:07.8	1	0.0	18:07.8	1	0.0			
4-2	MORCET, Anne	QC 	0	0	0	23:16.9	3	+2:05.6	41:24.7	1	0.0			
4-3	HARVEY, Genevieve	QC 	0	0	0	22:17.8	2	+1:22.5	1:03:42.5	2	+48.2			
- 3 Mixed open 1 - Youth <Unofficial>														
				0	5	5				1:10:09.2				
3-1	FRASER, Andrew	NS 	0	0	0	20:29.9	3	+2:22.1	20:29.9	3	+2:22.1			
3-2	MACDOUGALL, Colton	BC 	0	1	1	22:10.0	2	+58.7	42:39.9	3	+1:15.2			
3-3	JUCE, Eveline	MB 	0	4	4	27:29.3	3	+6:34.0	1:10:09.2	3	+7:14.9			
- 1 Mixed Open 2 <Unofficial>														
				2	3	5				1:16:48.8				
1-1	MACKENZIE, Jasper	BC 	0	1	1	18:34.2	2	+26.4	18:34.2	2	+26.4			
1-2	BURKE, Daniella	AB 	0	1	1	30:10.3	4	+8:59.0	48:44.5	4	+7:19.8			
1-3	NILES, Alexander	NB 	2	1	3	28:04.3	4	+7:09.0	1:16:48.8	4	+13:54.5			

fqb.quebec



Summary of Final Results
















Canadian Biathlon Championships

20 March 2016



Myriam Bédard Centre, Valcartier, QC

Time of Last Finish: 10:44 hrs

Mixed Men - Women - 3 x 6 km Relay

Rank	Bib	Name	Team	Shooting			Leg Time	Leg Rank	Leg Behind	Team Final	Team Rank	Team Behind	Notes	Pts
				P	S	I								
1	7	AB Seniors		0	0	0				50:19.8				60
	7-1	STRUM, Matt	AB 	0	0	0	16:32.1	2	+27.1	16:32.1	2	+27.1		
	7-2	LUNDER, Emma	AB 	0	0	0	18:05.4	1	0.0	34:37.5	1	0.0		
	7-3	GOW, Christian	AB 	0	0	0	15:42.3	1	0.0	50:19.8	1	0.0		
2	11	AB Seniors		0	3	3				53:52.0				54
	11-1	SMITH, Tyson	AB 	0	1	1	17:26.0	4	+1:21.0	17:26.0	4	+1:21.0		
	11-2	KOCHER, Zina	AB 	0	0	0	18:45.5	3	+40.1	36:11.5	2	+1:34.0		
	11-3	MILLAR, Aidan	AB 	0	2	2	17:40.5	4	+1:58.2	53:52.0	2	+3:32.2		
3	10	BC Seniors		2	0	2				54:59.0				48
	10-1	ROOTS, Arthur	BC 	2	0	2	19:10.6	5	+3:05.6	19:10.6	5	+3:05.6		
	10-2	BEAUDRY, Sarah	BC 	0	0	0	18:25.4	2	+20.0	37:36.0	4	+2:58.5		
	10-3	NEUMANN, Matthew	BC 	0	0	0	17:23.0	3	+1:40.7	54:59.0	3	+4:39.2		
4	6	SK Seniors		0	0	0				56:01.9				43
	6-1	PERRAS, Scott	SK 	0	0	0	16:05.0	1	0.0	16:05.0	1	0.0		
	6-2	BARGEN, Chloe	SK 	0	0	0	23:18.8	5	+5:13.4	39:23.8	5	+4:46.3		
	6-3	HUDEC, Matthew	SK 	0	0	0	16:38.1	2	+55.8	56:01.9	4	+5:42.1		
5	12	QC Seniors		0	0	0				56:09.6				40
	12-1	BERTRAND, Guillaume	QC 	0	0	0	17:16.0	3	+1:11.0	17:16.0	3	+1:11.0		
	12-2	VAILLANCOURT, Audrey	QC 	0	0	0	19:21.7	4	+1:16.3	36:37.7	3	+2:00.2		
	12-3	BÉRUBÉ-LAROCHELLE, Félix	QC 	0	0	0	19:31.9	5	+3:49.6	56:09.6	5	+5:49.8		

Mixed Junior - 3 x 6 km Relay

Rank	Bib	Name	Team	Shooting			Leg Time	Leg Rank	Leg Behind	Team Final	Team Rank	Team Behind	Notes	Pts
				P	S	I								
1	13	ON Juniors		0	0	0				53:27.0				60
	13-1	KIERS, Trevor	ON 	0	0	0	17:21.0	2	+1.7	17:21.0	2	+1.7		
	13-2	TAM VON BURG, Leilani	ON 	0	0	0	18:51.0	1	0.0	36:12.0	1	0.0		



fqb.quebec



Summary of Final Results

Canadian Biathlon Championships

20 March 2016

Myriam Bédard Centre, Valcartier, QC

Time of Last Finish: 10:44 hrs

13-3	DUPUIS, Alexandre	ON		0	0	0	17:15.0	1	0.0	53:27.0	1	0.0		
2	15 QC Juniors			0	1	1				58:11.8				54
15-1	BURNOTTE, Jules	QC		0	0	0	17:19.3	1	0.0	17:19.3	1	0.0		
15-2	HAMEL, Charlotte	QC		0	0	0	22:04.6	2	+3:13.6	39:23.9	2	+3:11.9		
15-3	PÉPIN, Charles	QC		0	1	1	18:47.9	4	+1:32.9	58:11.8	2	+4:44.8		
3	17 AB Junior			1	1	2				59:03.7				48
17-1	HANNA, Pearce	AB		0	1	1	18:27.3	3	+1:08.0	18:27.3	3	+1:08.0		
17-2	CHONG, Kendall	AB		1	0	1	22:32.9	3	+3:41.9	41:00.2	3	+4:48.2		
17-3	GERWING, Nate	AB		0	0	0	18:03.5	2	+48.5	59:03.7	3	+5:36.7		
4	16 PEI Juniors			0	1	1				1:00:25.8				43
16-1	BOUDREAU, Lucas	PEI		0	1	1	18:40.6	4	+1:21.3	18:40.6	4	+1:21.3		
16-2	CAMPBELL, Caitlin	PEI		0	0	0	23:02.1	4	+4:11.1	41:42.7	4	+5:30.7		
16-3	BOUDREAU, André	PEI		0	0	0	18:43.1	3	+1:28.1	1:00:25.8	4	+6:58.8		
5	20 BC Juniors			0	3	3				1:06:36.8				40
20-1	KREITZ, Bobby	BC		0	0	0	19:42.1	5	+2:22.8	19:42.1	5	+2:22.8		
20-2	BANSER, Tekarra	BC		0	1	1	23:33.0	5	+4:42.0	43:15.1	5	+7:03.1		
20-3	HARTLEY, Mark	BC		0	2	2	23:21.7	5	+6:06.7	1:06:36.8	5	+13:09.8		
6	26 AB Junior			3	4	7				1:12:51.0				38
26-1	GOLDHAWK, Kieran	AB		1	1	2	21:08.4	6	+3:49.1	21:08.4	6	+3:49.1		
26-2	RUNNALLS, Ashley	AB		2	1	3	26:05.3	6	+7:14.3	47:13.7	6	+11:01.7		
26-3	KOVACHIK, Amelia	AB		0	2	2	25:37.3	6	+8:22.3	1:12:51.0	6	+19:24.0		

Mixed Youth - 6 km Relay

Rank	Bib	Name	Team	Shooting			Leg Time	Leg Rank	Leg Behind	Team Final	Team Rank	Team Behind	Notes	Pts
				P	S	I								
1	27	QC Youth		0	0	0				55:50.1				60
	27-1	BOLDUC, Zachari	QC		0	0	0	17:20.0	2	+7.7	17:20.0	2	+7.7	
	27-2	POISSON-GRÉG OIRE, Sarah	QC		0	0	0	20:35.1	3	+45.1	37:55.1	1	0.0	



fqb.quebec
























Summary of Final Results

Canadian Biathlon Championships

20 March 2016

Myriam Bédard Centre, Valcartier, QC

Time of Last Finish: 10:44 hrs

	27-3	SANCHEZ, Teo	QC		0	0	0	17:55.0	2	+28.9	55:50.1	1	0.0
2	23 AB Youth				4	1	5				56:20.7		54
	23-1	RUNNALLS, Adam	AB		1	0	1	17:12.3	1	0.0	17:12.3	1	0.0
	23-2	BANKES, Megan	AB		3	1	4	21:42.3	4	+1:52.3	38:54.6	3	+59.5
	23-3	CHURCHILL, Ben	AB		0	0	0	17:26.1	1	0.0	56:20.7	2	+30.6
3	28 BC Youth				0	1	1				57:30.5		48
	28-1	ALGRA, Jarod	BC		0	0	0	18:06.0	3	+53.7	18:06.0	3	+53.7
	28-2	DICKSON, Emily	BC		0	0	0	19:50.0	1	0.0	37:56.0	2	+9
	28-3	SHERBA, Logan	BC		0	1	1	19:34.5	5	+2:08.4	57:30.5	3	+1:40.4
4	22 AB Youth				2	1	3				59:24.2		43
	22-1	SINGLETON, Mark	AB		2	1	3	20:17.5	4	+3:05.2	20:17.5	4	+3:05.2
	22-2	SEPANDJ, Darya	AB		0	0	0	20:05.0	2	+15.0	40:22.5	4	+2:27.4
	22-3	BERLING, Chad	AB		0	0	0	19:01.7	3	+1:35.6	59:24.2	4	+3:34.1
5	19 QC Youth				2	0	2				1:04:39.1		40
	19-1	PLAMONDON-DU MONT, Louis	QC		2	0	2	20:18.1	5	+3:05.8	20:18.1	5	+3:05.8
	19-2	GAGNÉ, Vanessa	QC		0	0	0	25:15.2	8	+5:25.2	45:33.3	6	+7:38.2
	19-3	AUGER, Emrik	QC		0	0	0	19:05.8	4	+1:39.7	1:04:39.1	5	+8:49.0
6	21 AB Youth				5	4	9				1:06:25.9		38
	21-1	STUSHNOFF, Thomas	AB		5	0	5	22:31.9	9	+5:19.6	22:31.9	9	+5:19.6
	21-2	GILLET, Katrine	AB		0	3	3	23:49.2	7	+3:59.2	46:21.1	8	+8:26.0
	21-3	MANN, Taij	AB		0	1	1	20:04.8	6	+2:38.7	1:06:25.9	6	+10:35.8
7	14 ON Youth				2	2	4				1:06:49.3		36
	14-1	QUINN, Tobias	ON		2	1	3	20:34.5	6	+3:22.2	20:34.5	6	+3:22.2
	14-2	TURNER, Mackenzie	ON		0	0	0	22:49.4	5	+2:59.4	43:23.9	5	+5:28.8
	14-3	LEIGHTON, Jordyn	ON		0	1	1	23:25.4	8	+5:59.3	1:06:49.3	7	+10:59.2
8	25 YK Youth				2	2	4				1:08:27.5		34
	25-1	WILSON, Bruce	Yk		0	1	1	21:48.0	7	+4:35.7	21:48.0	7	+4:35.7
	25-2	PETERS, Maria	Yk		0	0	0	23:49.1	6	+3:59.1	45:37.1	7	+7:42.0

fqb.quebec









Summary of Final Results

Canadian Biathlon Championships

20 March 2016

Myriam Bédard Centre, Valcartier, QC

Time of Last Finish: 10:44 hrs

	25-3	MOSER, Nadia	Yk 	2	1	3	22:50.4	7	+5:24.3	1:08:27.5	8	+12:37.4
9	18 SK Youth			3	2	5				1:12:31.0		32
	18-1	GREEN, Michio	SK 	0	0	0	21:49.0	8	+4:36.7	21:49.0	8	+4:36.7
	18-2	STADNYK, Hanne	SK 	0	1	1	25:45.2	9	+5:55.2	47:34.2	9	+9:39.1
	18-3	KUNTZ, Nathan	SK 	3	1	4	24:56.8	10	+7:30.7	1:12:31.0	9	+16:40.9
10	24 NB Youth			2	2	4				1:13:44.9		31
	24-1	VAUTOUR, Michael	NB 	0	2	2	23:29.5	10	+6:17.2	23:29.5	10	+6:17.2
	24-2	SEPTON, Emma	NB 	0	0	0	25:52.7	10	+6:02.7	49:22.2	10	+11:27.1
	24-3	DAIGLE, Raphael	NB 	2	0	2	24:22.7	9	+6:56.6	1:13:44.9	10	+17:54.8

fqb.quebec

